

File Name: canon fax-tt200 manual.pdf

Size: 4936 KB

Type: PDF, ePub, eBook

Category: Book

Uploaded: 26 May 2019, 17:49 PM

Rating: 4.6/5 from 784 votes.

Status: AVAILABLE

Last checked: 19 Minutes ago!

In order to read or download canon fax-tt200 manual ebook, you need to create a FREE account.

[**Download Now!**](#)

eBook includes PDF, ePub and Kindle version

[Register a free 1 month Trial Account.](#)

[Download as many books as you like \(Personal use\)](#)

[Cancel the membership at any time if not satisfied.](#)

[Join Over 80000 Happy Readers](#)

Book Descriptions:

We have made it easy for you to find a PDF Ebooks without any digging. And by having access to our ebooks online or by storing it on your computer, you have convenient answers with canon fax-tt200 manual . To get started finding canon fax-tt200 manual , you are right to find our website which has a comprehensive collection of manuals listed.

Our library is the biggest of these that have literally hundreds of thousands of different products represented.



Book Descriptions:

canon fax-tt200 manual



Please check your inbox, and if you can't find it, check your spam folder to make sure it didn't end up there. Please also check your spam

folder. <http://minuspk.ru/minuspk.ru/userfiles/download-panasonic-phone-manual.xml>

- **canon fax-tt200, canon fax-tt200 manual, canon fax-tt200 manual pdf, canon fax-tt200 manual download, canon fax-tt200 manual free, canon fax-tt200 manual downloads.**



ENGLISH ESPAÑOL

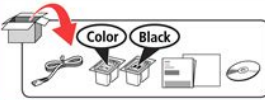
Canon PIXMA MG3500 series

Getting Started Guía de inicio

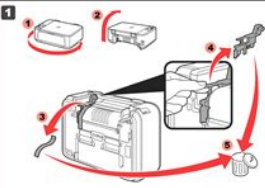
Video Tutorials Available Se dispone de tutoriales en video

www.usa.canon.com/FAQVideo

1



2

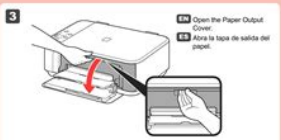


1a Remove the orange tape and protective material on the back of the machine.
1b Retire la cinta naranja y el material de protección de la parte posterior del equipo.

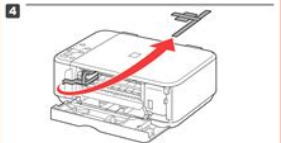


2a Open the Front Cover and the Paper Output Tray.
2b Ahora la cubierta delantera y la bandeja de salida del papel.

0754423-V01 XXXXXXXX © CANON INC. 2013 PRINTED IN XXXXXXXX



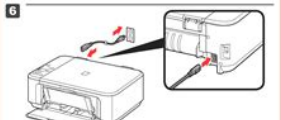
3a Open the Paper Output Cover.
3b Ahora la tapa de salida del papel.



4a Remove the orange tape and protective material.
4b Retire la cinta naranja y el material de protección.



5a Close the Paper Output Cover.
5b Cierra la tapa de salida del papel.



6a Connect the power cord.
6b No conecte el cable de alimentación.
6c Conecte el cable de alimentación.
6d No conecte con el cable USB.



7a Press the OK button.
7b Pulse el botón ACTUADO (OK).

<http://comitatoamiantovelodromo.org/userfiles/download-padi-manual-pdf.xml>



ENGLISH ESPAÑOL

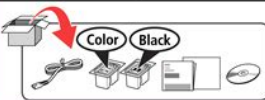
Canon PIXMA MG3500 series

Getting Started Guía de inicio

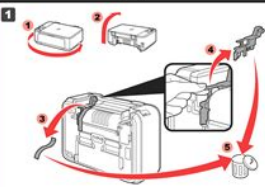
Video Tutorials Available Se dispone de tutoriales en video

www.usa.canon.com/FAQVideo

1



2

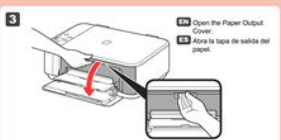


1a Remove the orange tape and protective material on the back of the machine.
1b Retire la cinta naranja y el material de protección de la parte posterior del equipo.

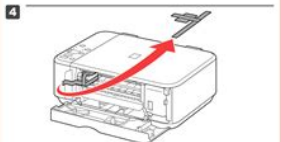


2a Open the Front Cover and the Paper Output Tray.
2b Ahora la cubierta delantera y la bandeja de salida del papel.

0754423-V01 XXXXXXXX © CANON INC. 2013 PRINTED IN XXXXXXXX



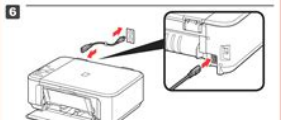
3a Open the Paper Output Cover.
3b Ahora la tapa de salida del papel.



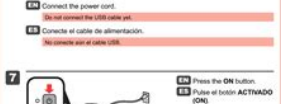
4a Remove the orange tape and protective material.
4b Retire la cinta naranja y el material de protección.



5a Close the Paper Output Cover.
5b Cierra la tapa de salida del papel.

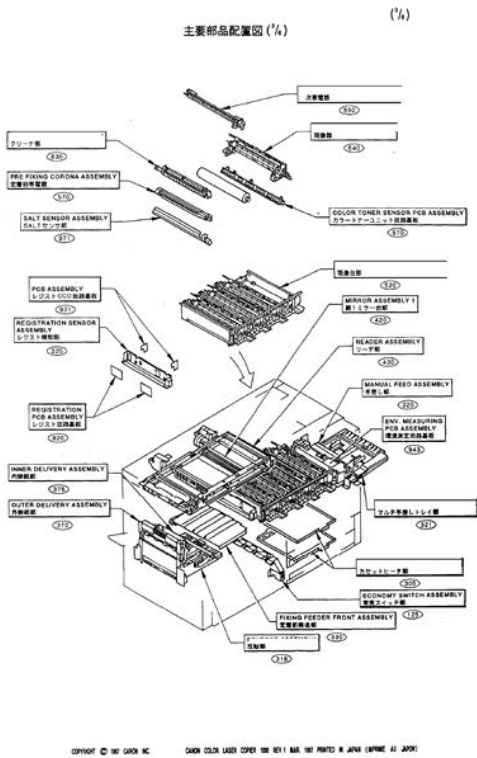


6a Connect the power cord.
6b No conecte el cable de alimentación.
6c Conecte el cable de alimentación.
6d No conecte con el cable USB.



7a Press the OK button.
7b Pulse el botón ACTUADO (OK).

www.usa.canon.com/FAQVideo



<http://superbia.lgbt/flotaganis/1648510270>

<https://www.formuladesign.com/images/btl-08-abpm-manual.pdf>

DIAGRAM 1 High Level Connections

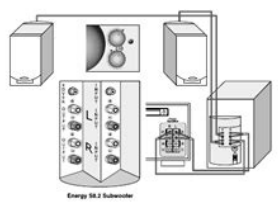


DIAGRAM 2 Using the Subwoofer Output of an AV Receiver or Processor

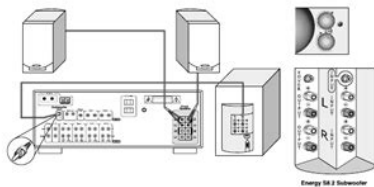
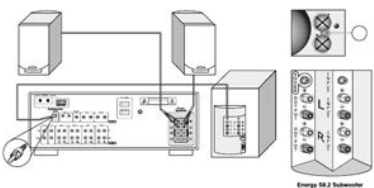


DIAGRAM 3 Using an External Crossover



<https://www.accessoriperdisabili.com/images/bticino-my-home-manual.pdf>



<https://www.birdandwildlifeteam.com/wp-content/plugins/formcraft/file-upload/server/content/files/162718d43732fd---brandt-8625-user-manual.pdf>

<https://labroclub.ru/blog/bosch-iva-40-manual>